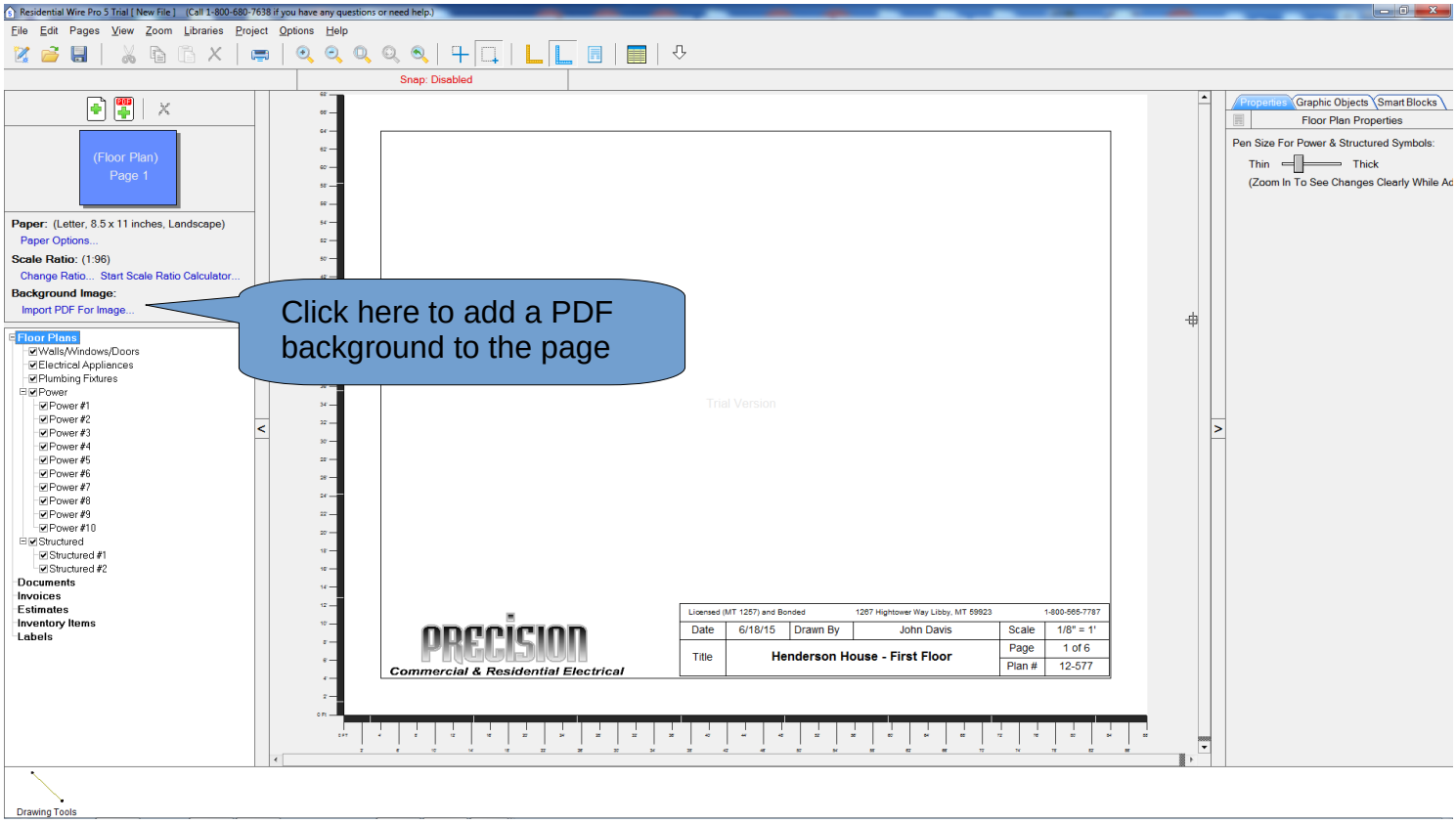
Residential Wire Pro 5 Trial [New File] (Call 1-800-680-7638 if you have any questions or need help.)
File Edit Pages View Zoom Libraries Project Options Help
Snap: Disabled
(Floor Plan)
Page 1
Paper: (Letter, 8.5 x 11 inches, Landscape)
Paper Options...
Scale Ratio: (1:96)
Change Ratio... Start Scale Ratio Calculator...
Background Image:
Import PDF For Image...
Click here to add a PDF background to the page
Floor Plans
Walls/Windows/Doors
Electrical Appliances
Plumbing Fixtures
Power
Power #1
Power #2
Power #3
Power #4
Power #5
Power #6
Power #7
Power #8
Power #9
Power #10
Structured
Structured #1
Structured #2
Documents
Invoices
Estimates
Inventory Items
Labels
Trial Version
PRECISION
Commercial & Residential Electrical
Licensed (MT 1257) and Bonded
1267 Hightower Way Libby, MT 59923
1-800-565-7787
Date 6/18/15 Drawn By John Davis Scale 1/8" = 1'
Title Henderson House - First Floor Page 1 of 6
Plan # 12-577
Properties Graphic Objects Smart Blocks
Floor Plan Properties
Pen Size For Power & Structured Symbols:
Thin Thick
(Zoom In To See Changes Clearly While Ad
Drawing Tools

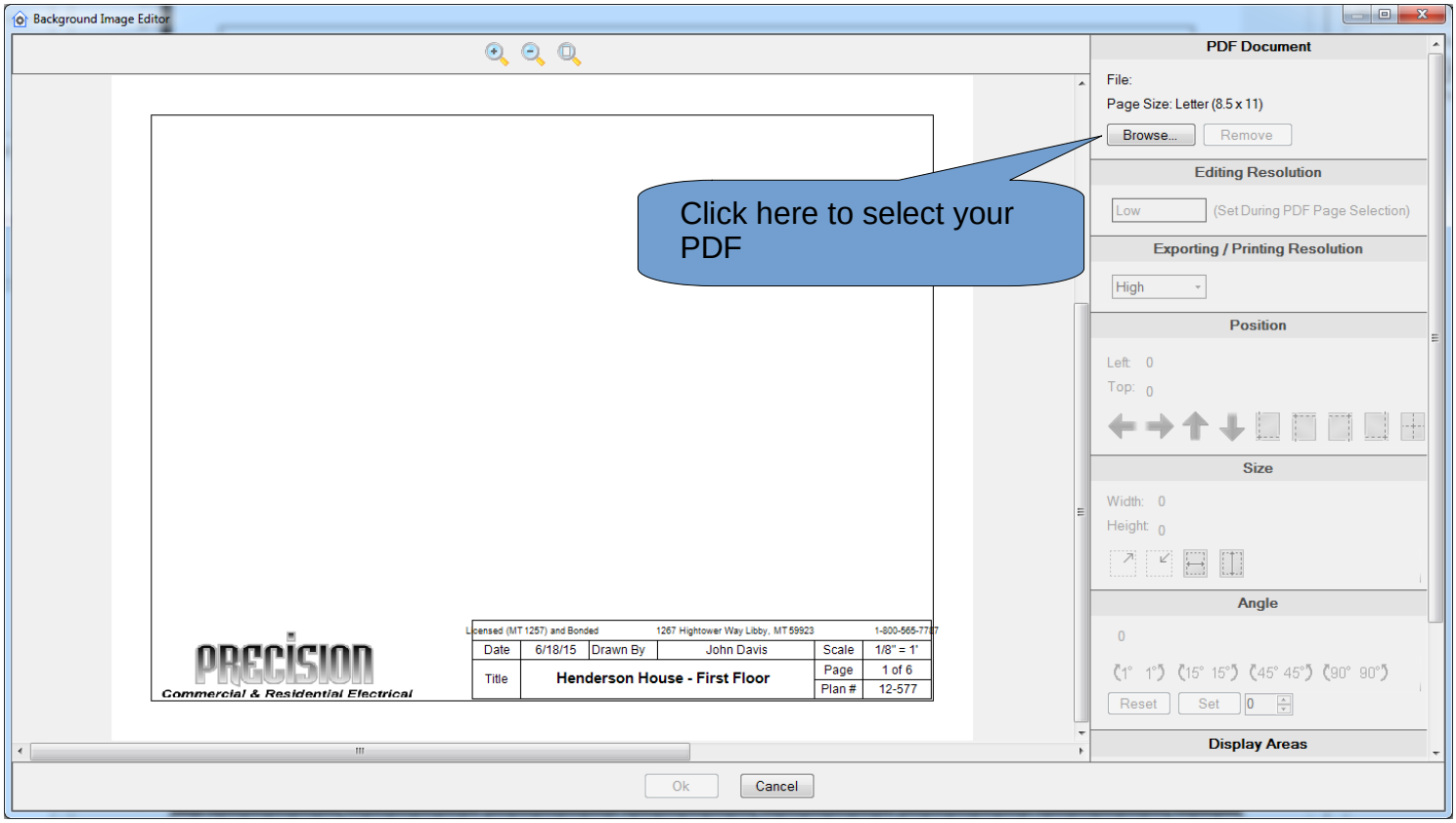
Background Image Editor
PDF Document
File:
Page Size: Letter (8.5 x 11)
Browse... Remove
Click here to select your PDF
Editing Resolution
Low (Set During PDF Page Selection)
Exporting / Printing Resolution
High
Position
Left: 0
Top: 0
Size
Width: 0
Height: 0
Angle
0
Reset Set 0
Display Areas
PRECISION
Commercial & Residential Electrical
Licensed (MT 1257) and Bonded
1267 Hightower Way Libby, MT 59923
1-800-565-7787
Date 6/18/15 Drawn By John Davis Scale 1/8" = 1'
Title Henderson House - First Floor Page 1 of 6
Plan # 12-577
Ok Cancel

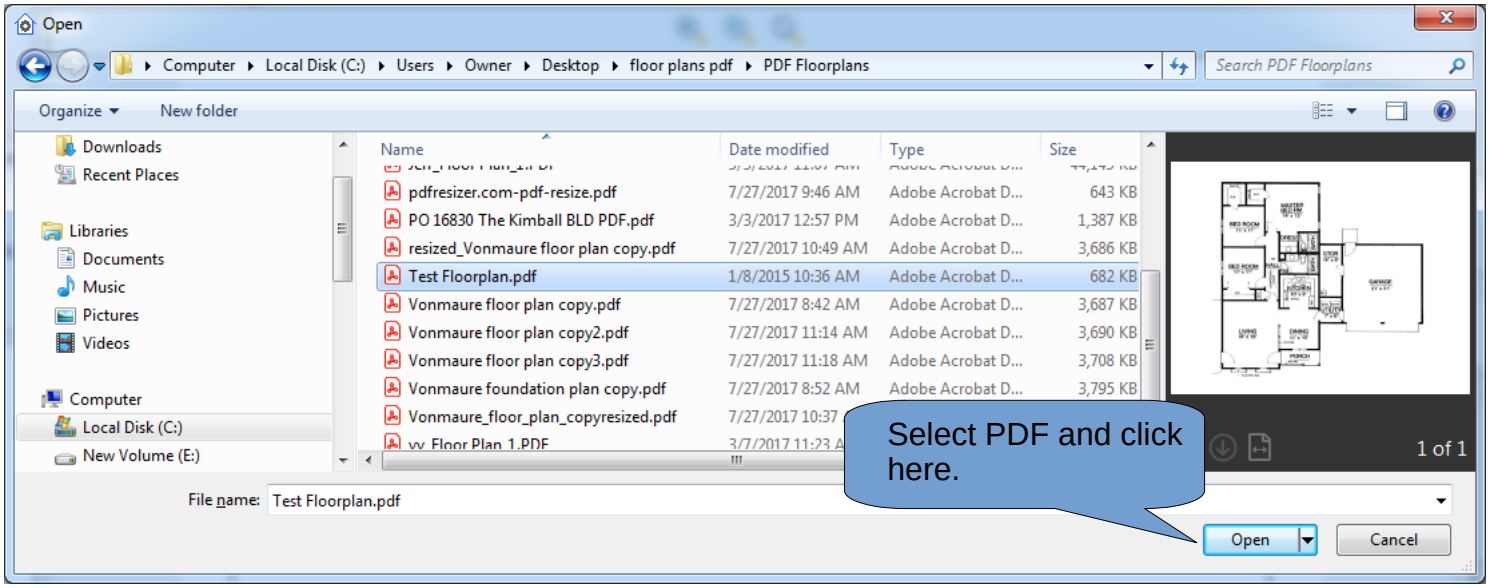
Open
Computer ▸ Local Disk (C:) ▸ Users ▸ Owner ▸ Desktop ▸ floor plans pdf ▸ PDF Floorplans
Search PDF Floorplans
Organize
New folder
Downloads
Recent Places
Libraries
Documents
Music
Pictures
Videos
Computer
Local Disk (C:)
New Volume (E:)
Name
Date modified
Type
Size
pdfresizer.com-pdf-resize.pdf 7/27/2017 9:46 AM Adobe Acrobat D... 643 KB
PO 16830 The Kimball BLD PDF.pdf 3/3/2017 12:57 PM Adobe Acrobat D... 1,387 KB
resized_Vonmaure floor plan copy.pdf 7/27/2017 10:49 AM Adobe Acrobat D... 3,686 KB
Test Floorplan.pdf 1/8/2015 10:36 AM Adobe Acrobat D... 682 KB
Vonmaure floor plan copy.pdf 7/27/2017 8:42 AM Adobe Acrobat D... 3,687 KB
Vonmaure floor plan copy2.pdf 7/27/2017 11:14 AM Adobe Acrobat D... 3,690 KB
Vonmaure floor plan copy3.pdf 7/27/2017 11:18 AM Adobe Acrobat D... 3,708 KB
Vonmaure foundation plan copy.pdf 7/27/2017 8:52 AM Adobe Acrobat D... 3,795 KB
Vonmaure_floor_plan_copyresized.pdf 7/27/2017 10:37
1 of 1
Select PDF and click here.
File name: Test Floorplan.pdf
Open
Cancel

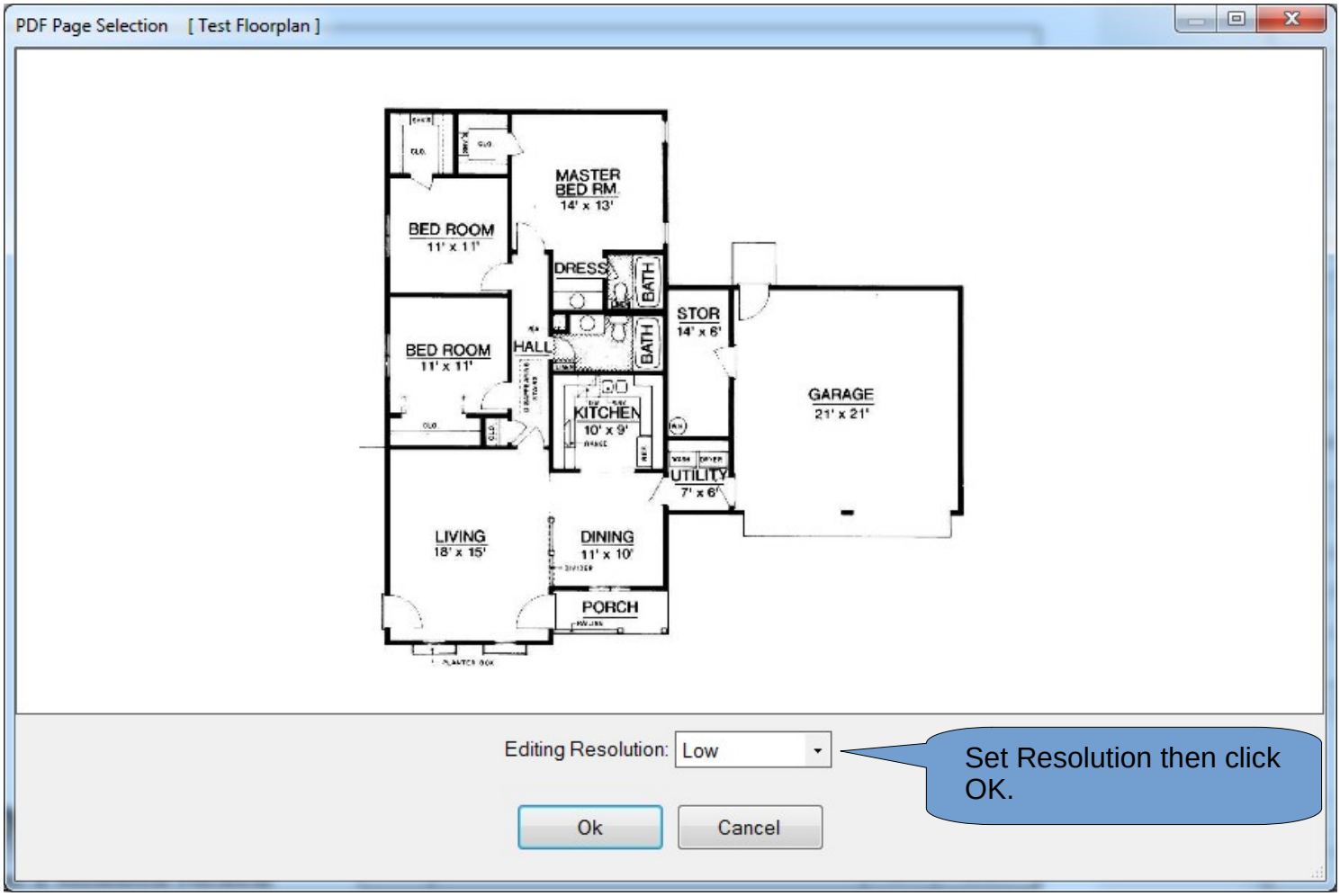
PDF Page Selection [Test Floorplan]
MASTER BED RM. 14' x 13'
BED ROOM 11' x 11'
DRESS
BATH
BATH
STOR 14' x 6'
BED ROOM 11' x 11'
HALL
KITCHEN 10' x 9'
GARAGE 21' x 21'
UTILITY 7' x 6'
LIVING 18' x 15'
DINING 11' x 10'
PORCH
Editing Resolution: Low
Set Resolution then click OK.
Ok
Cancel

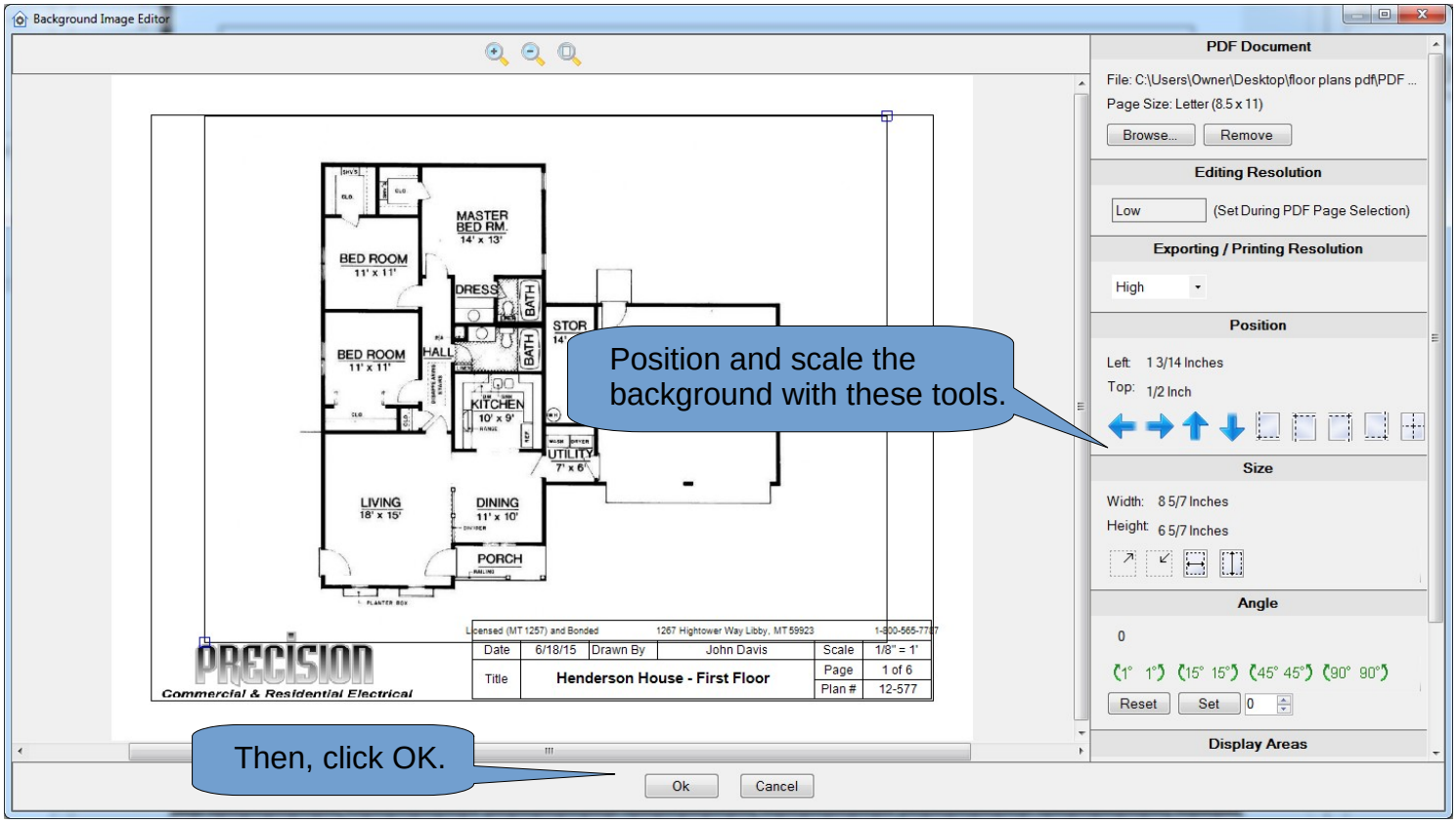
Background Image Editor
PDF Document
File: C:\Users\Owner\Desktop\floor plans pdf\PDF ...
Page Size: Letter (8.5 x 11)
Browse...
Remove
Editing Resolution
Low
(Set During PDF Page Selection)
Exporting / Printing Resolution
High
Position
Left: 1 3/14 Inches
Top: 1/2 Inch
Size
Width: 8 5/7 Inches
Height: 6 5/7 Inches
Angle
0
Reset
Set
Display Areas
Position and scale the background with these tools.
Then, click OK.
Ok
Cancel
MASTER BED RM. 14' x 13'
BED ROOM 11' x 11'
DRESS
BATH
STOR 14'
HALL
KITCHEN 10' x 9'
UTILITY 7' x 6'
LIVING 18' x 15'
DINING 11' x 10'
PORCH
Licensed (MT 1257) and Bonded
1267 Hightower Way Libby, MT 59923
1-800-565-7787
PRECISION
Commercial & Residential Electrical
Date 6/18/15
Drawn By John Davis
Scale 1/8" = 1'
Title Henderson House - First Floor
Page 1 of 6
Plan # 12-577

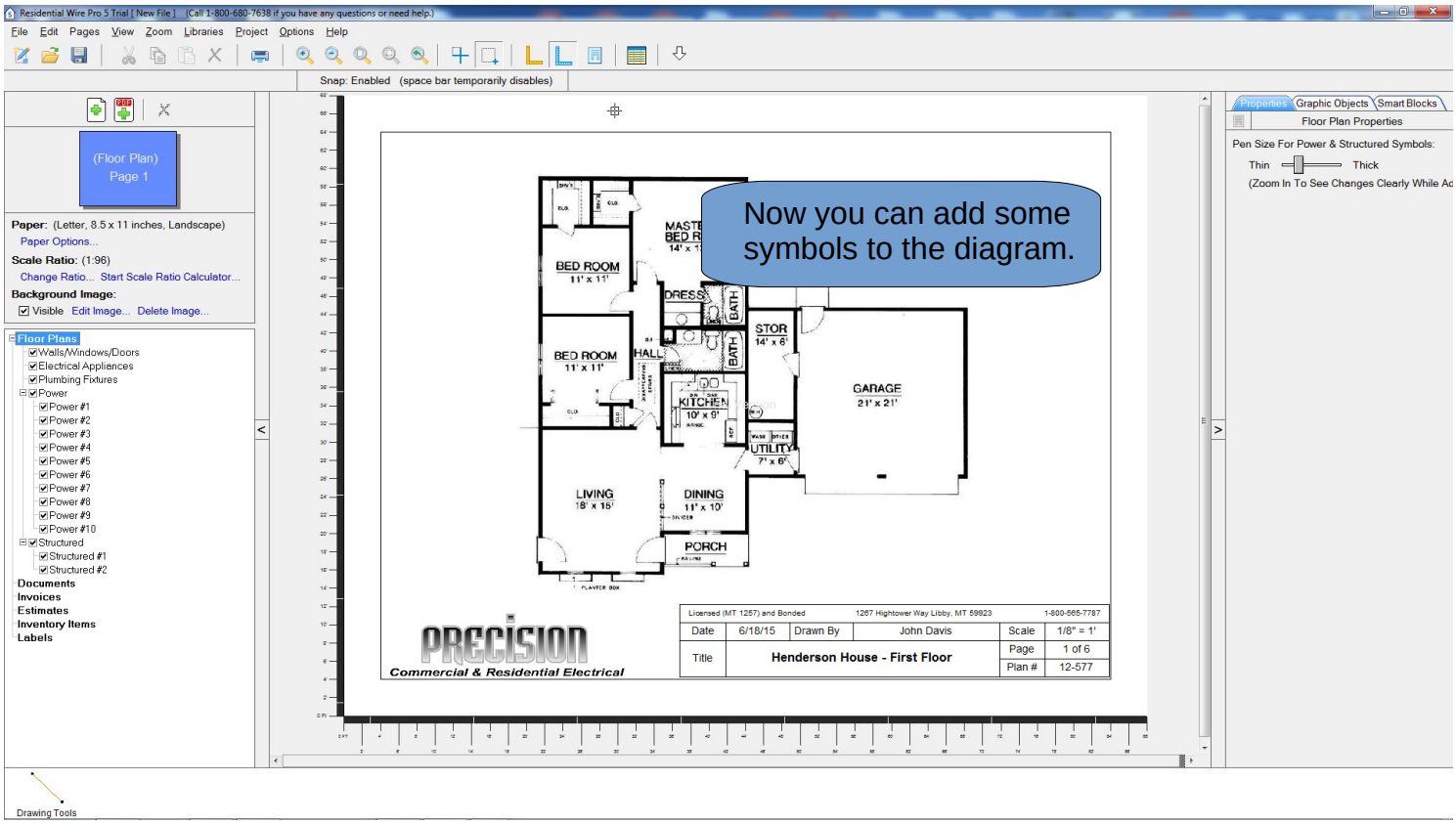
Residential Wire Pro 5 Trial [New File] (Call 1-800-680-7638 if you have any questions or need help.)
File Edit Pages View Zoom Libraries Project Options Help
Snap: Enabled (space bar temporarily disables)
(Floor Plan) Page 1
Paper: (Letter, 8.5 x 11 inches, Landscape)
Paper Options...
Scale Ratio: (1:96)
Change Ratio... Start Scale Ratio Calculator...
Background Image:
Visible Edit Image... Delete Image...
Floor Plans
Walls/Windows/Doors
Electrical Appliances
Plumbing Fixtures
Power
Power #1
Power #2
Power #3
Power #4
Power #5
Power #6
Power #7
Power #8
Power #9
Power #10
Structured
Structured #1
Structured #2
Documents
Invoices
Estimates
Inventory Items
Labels
Now you can add some symbols to the diagram.
BED ROOM 11' x 11'
DRESS
BATH
STOR 14' x 6'
HALL
KITCHEN 10' x 9'
GARAGE 21' x 21'
UTILITY 7' x 6'
LIVING 18' x 15'
DINING 11' x 10'
PORCH
Licensed (MT 1257) and Bonded
1267 Hightower Way Libby, MT 59923
1-800-565-7787
PRECISION
Commercial & Residential Electrical
Date 6/18/15
Drawn By John Davis
Scale 1/8" = 1'
Title Henderson House - First Floor
Page 1 of 6
Plan # 12-577
Properties
Graphic Objects
Smart Blocks
Floor Plan Properties
Pen Size For Power & Structured Symbols:
Thin
Thick
(Zoom In To See Changes Clearly While Ad
Drawing Tools

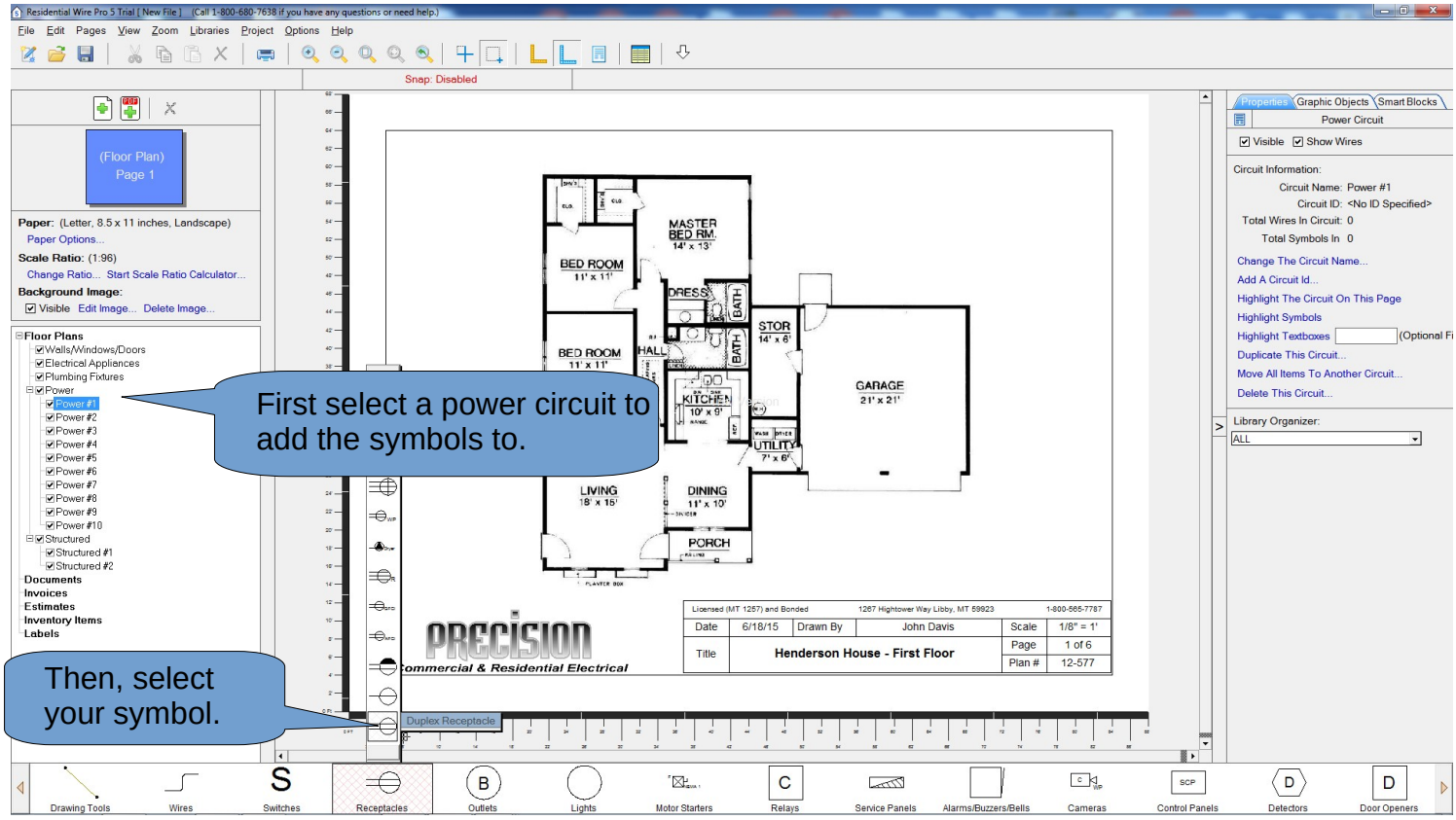
First select a power circuit to add the symbols to.
Then, select your symbol.
Duplex Receptacle

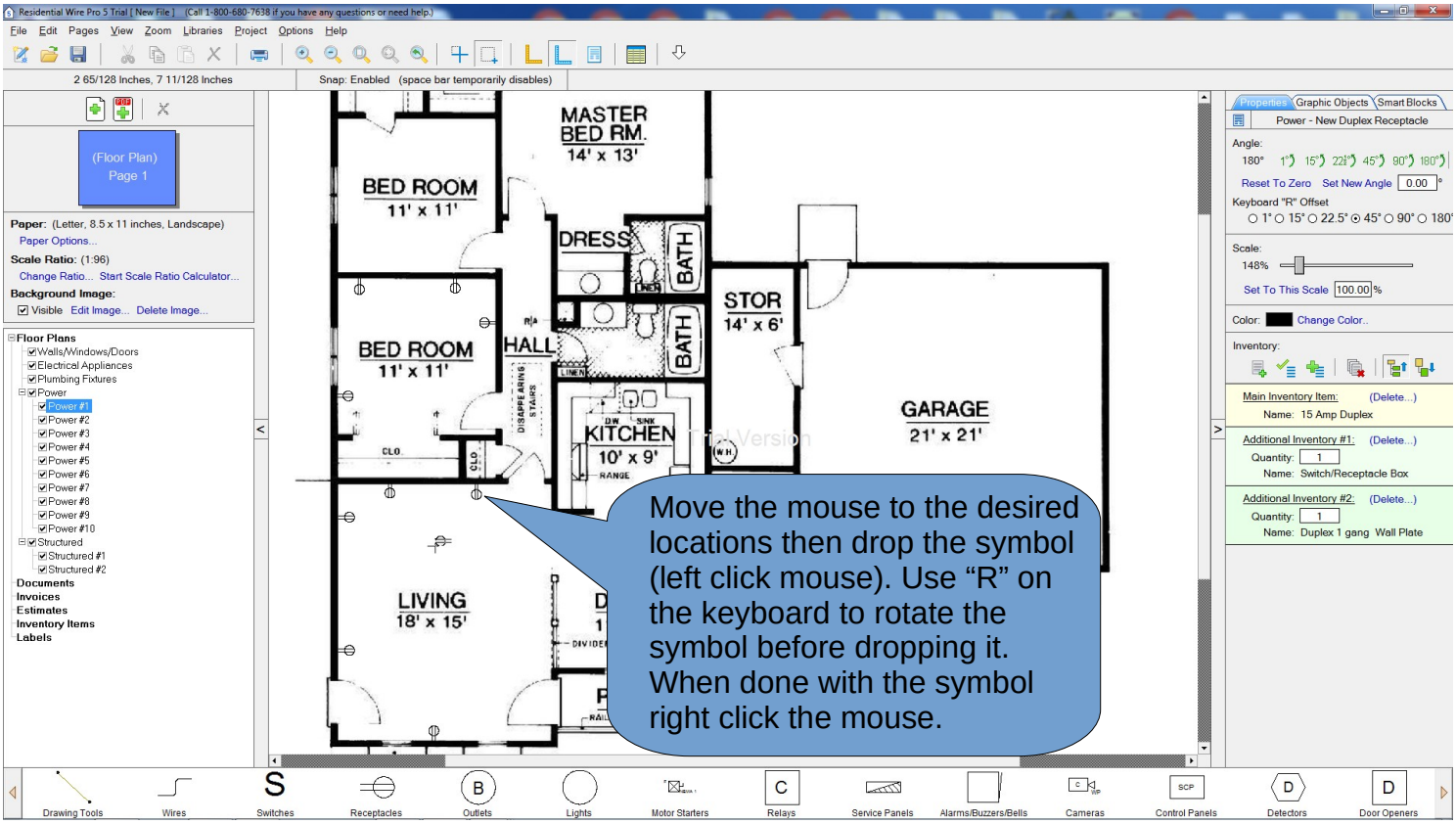
Move the mouse to the desired locations then drop the symbol (left click mouse). Use “R” on the keyboard to rotate the symbol before dropping it. When done with the symbol right click the mouse.